

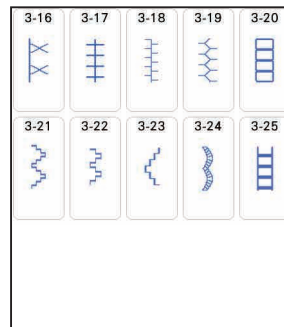
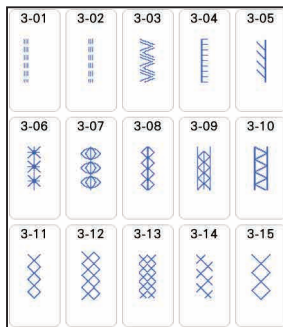
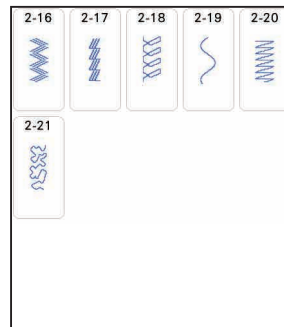
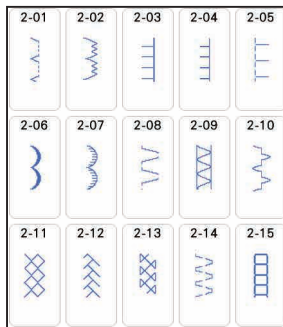
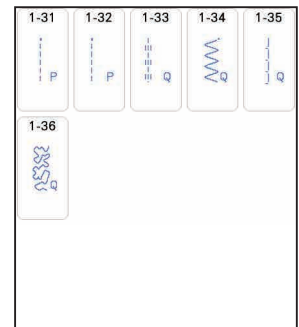
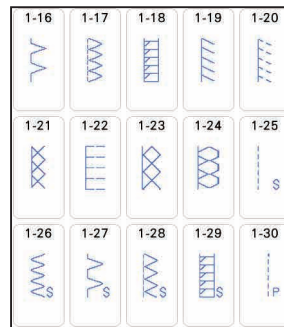
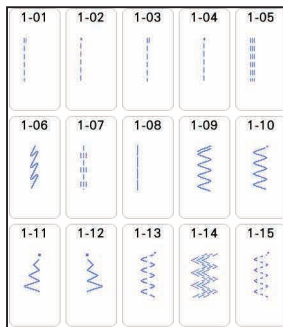

Summary of Stitch and Embroidery Patterns  
Sommaire des motifs de points et des motifs de broderie  
Riepilogo dei punti e dei ricami  
Сводка строчек и рисунков вышивания

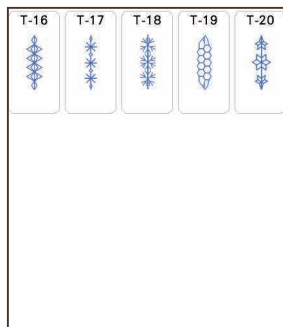
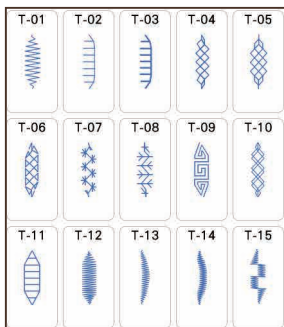
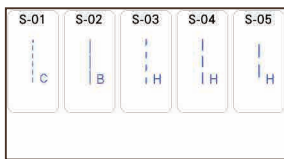
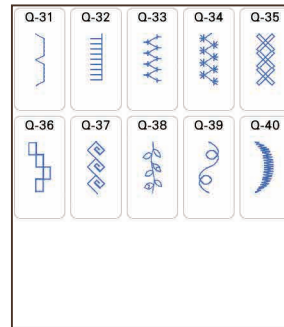
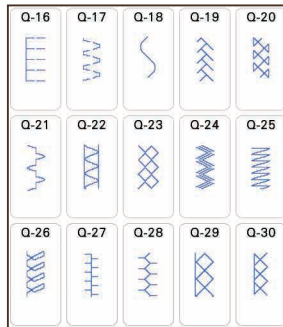

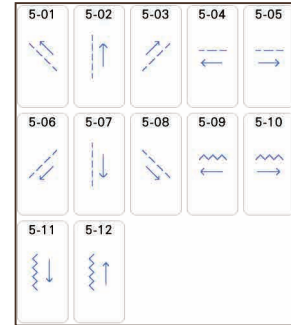
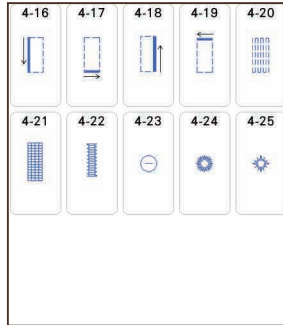
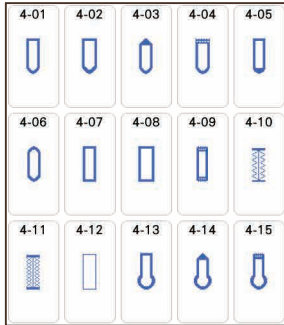
Übersicht der Stich- und Stickmuster  
Overzicht van steek- en borduurpatronen  
Resumen de patrones de bordado y de puntada

- ✿ Utility Stitches
- ✿ Naaisteken
- ✿ Основные строчки

- ✿ Nutzstiche
- ✿ Punti utili

- ✿ Points utilitaires
- ✿ Puntadas utiles

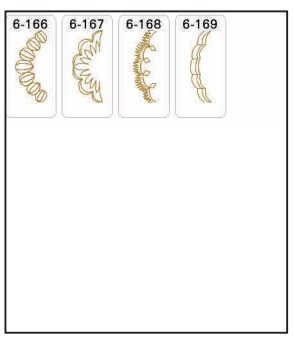

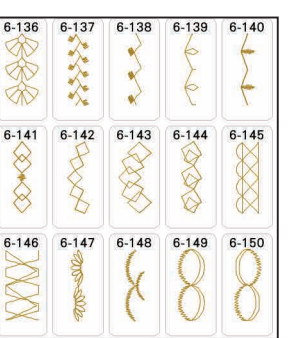

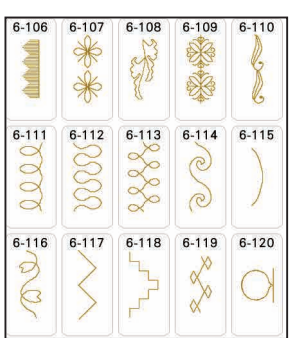
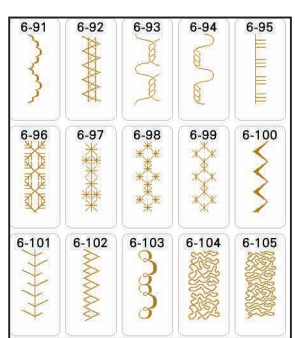
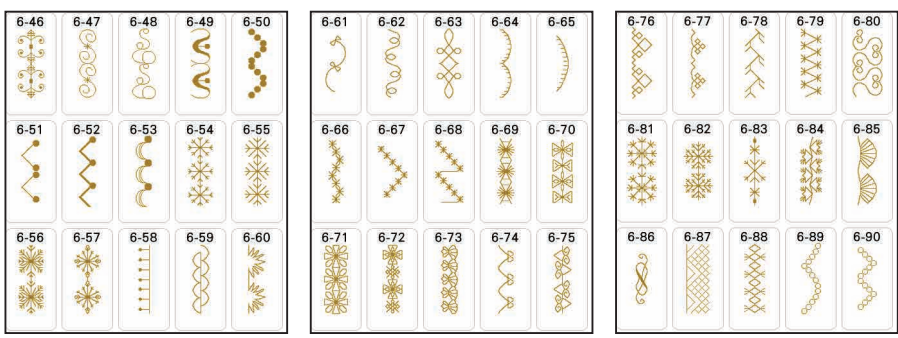
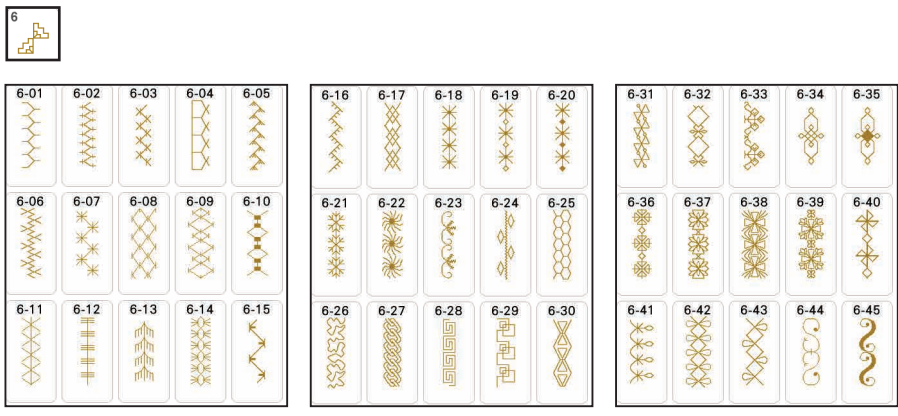
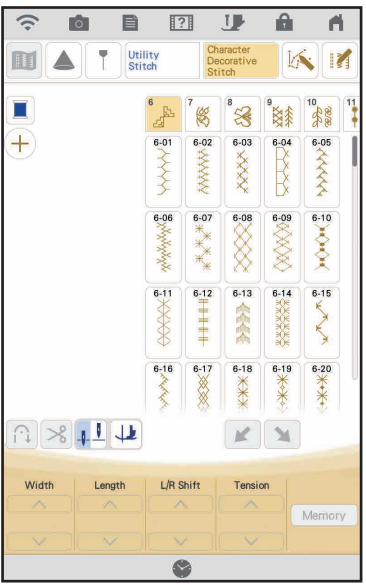




- \* The stitch "S-01" is to be used with the optional couching foot.
- \* Der Stich „S-01“ wird mit dem optionalen Plattstichfuß verwendet.
- \* Le point « S-01 » doit être utilisé avec le pied pour fil couché en option.
- \* Gebruik steek "S-01" met de optionele Couchingvoet.
- \* Il punto "S-01" è da utilizzare con il piedino opzionale per applicare i cordoncini.
- \* La puntada "S-01" debe utilizarse con el pie para coser cordones opcional.
- \* С дополнительной лапкой для стежки и пришивания шнура следует использовать строчку "S-01".



- ❖ Character/Decorative Stitches
- ❖ Buchstaben/Dekorative Stichmuster
- ❖ Caractères/points décoratifs
- ❖ Letter/decoratieve steken
- ❖ Punt decorativi/caratteri alfabetici
- ❖ Puntadas de letras/decorativas
- ❖ Знаки алфавита/декоративные строчки













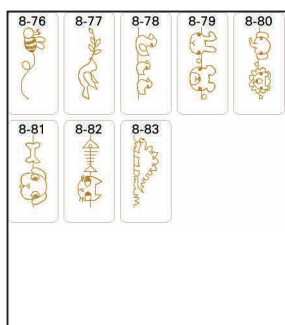

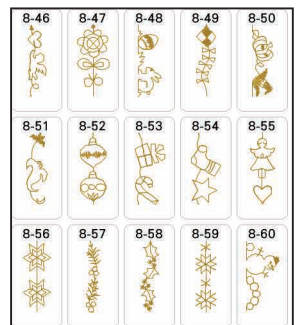
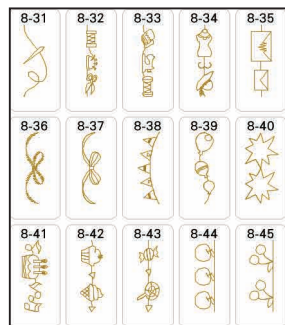
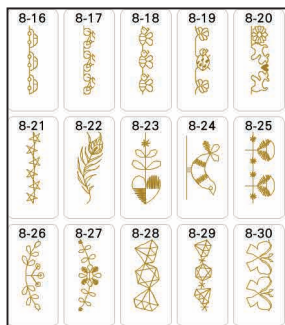

Summary of Stitch and Embroidery Patterns  
 Sommaire des motifs de points et des motifs de broderie  
 Riepilogo dei punti e dei ricami  
 Сводка строчек и рисунков вышивания

Übersicht der Stich- und Stickmuster  
 Overzicht van steek- en borduurpatronen  
 Resumen de patrones de bordado y de puntada

7

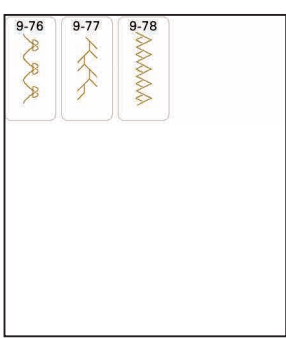
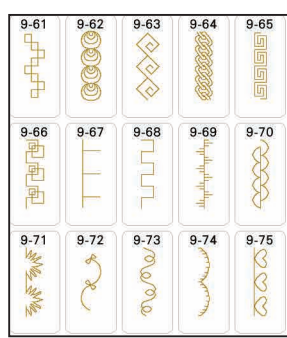
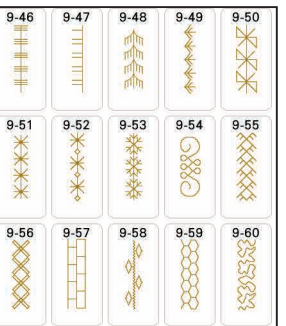
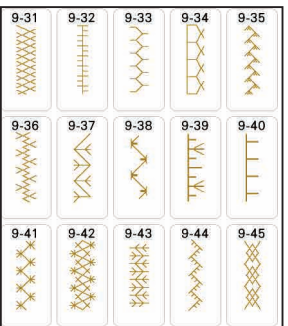
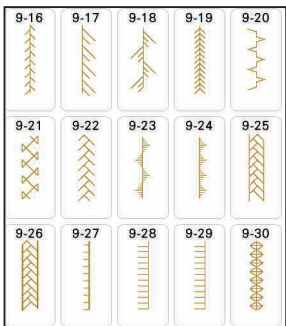
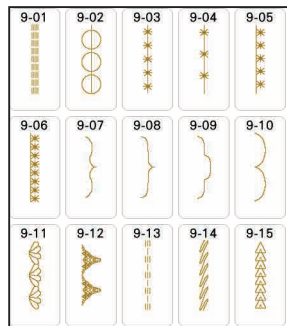


8







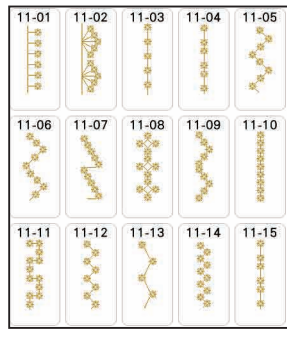
9



10



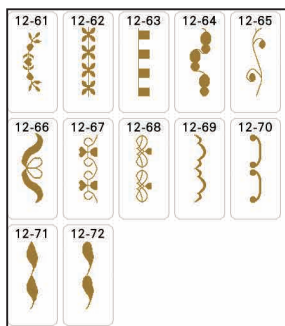


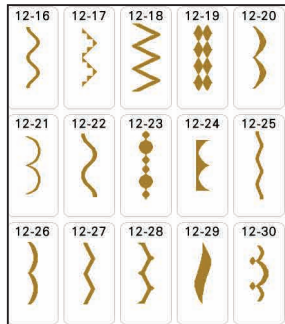
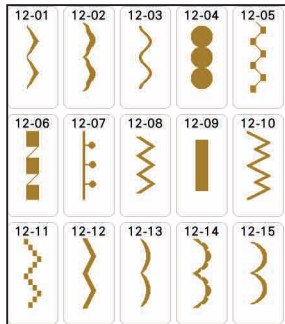
11



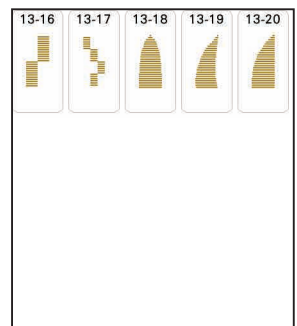

Summary of Stitch and Embroidery Patterns  
 Sommaire des motifs de points et des motifs de broderie  
 Riepilogo dei punti e dei ricami  
 Сводка строчек и рисунков вышивания

Übersicht der Stich- und Stickmuster  
 Overzicht van steek- en borduurpatronen  
 Resumen de patrones de bordado y de puntada

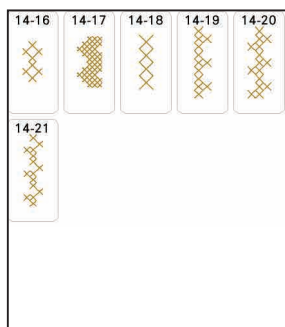

12



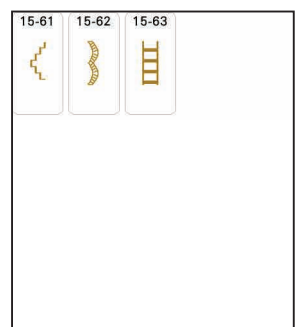
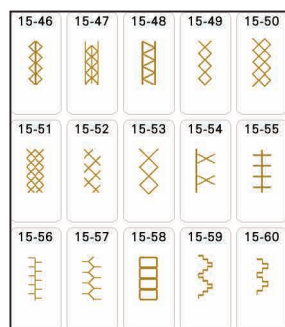

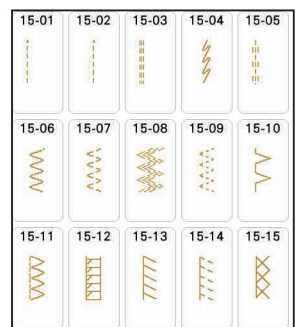
13



14



15







AB

ABC	abc	0-9.	&?!	ÀÀà	ÑÑñ
A	B	C	D	E	F
G	H	I	J	K	L
M	N	O	P	Q	R
S	T	U	V	W	X
Y	Z	'	—		

ABC	abc	0-9.	&?!	ÀÀà	ÑÑñ
α	β	γ	δ	ε	φ
g	h	i	j	k	l
m	n	o	p	q	r
s	t	u	v	w	x
y	z	'	—		

ABC	abc	0-9.	&?!	ÀÀà	ÑÑñ
0	1	2	3	4	5
6	7	8	9	#	%
\$	£	€	¥	—	+
×	÷	=	*	.	,
'	—				

ABC	abc	0-9.	&?!	ÀÀà	ÑÑñ
&	?	!	@	<	>
(	)	[	]	/	\
~	:	;	©	®	™
“	”	”	'	'	'
—					

ABC	abc	0-9.	&?!	ÀÀà	ÑÑñ
Á	Ä	Å	Æ	à	á
â	ã	ä	å	æ	ç
ç	Ð	È	É	Ê	Ë
è	é	ê	ë	Í	Ï
Ì	ì	í	ï	í	'
—					

ABC	abc	0-9.	&?!	ÀÀà	ÑÑñ
Ñ	Ń	ñ	Ô	Ö	Ø
Õ	Œ	ò	ó	ô	ö
ø	ø	æ	ř	ť	ů
U	ù	ú	û	ü	ž
þ	þ	ß	'	—	

AB

ABC	abc	0-9.	&?!	ÀÀà	ÑÑñ
À	Á	Â	Ã	Ä	Å
Æ	Ç	Ð	Ñ	Ò	Ó
Ô	Õ	Ö	×	Ü	Ý
Þ	ß	'	—		

ABC	abc	0-9.	&?!	ÀÀà	ÑÑñ
à	á	â	ã	ä	å
æ	ç	ð	ñ	ò	ó
ô	õ	ö	×	ü	ý
þ	þ	'	—		

ABC	abc	0-9.	&?!	ÀÀà	ÑÑñ
0	1	2	3	4	5
6	7	8	9	#	%
\$	£	€	¥	—	+
×	÷	=	*	.	,
'	—				

ABC	abc	0-9.	&?!	ÀÀà	ÑÑñ
&	?	!	@	<	>
(	)	[	]	/	\
~	:	;	©	®	™
“	”	”	'	'	'
—					

ABC	abc	0-9.	&?!	ÀÀà	ÑÑñ
À	Á	Â	Ã	Ä	Å
Æ	Ç	Ð	Ñ	Ò	Ó
Ô	Õ	Ö	×	Ü	Ý
Þ	ß	'	—		

ABC	abc	0-9.	&?!	ÀÀà	ÑÑñ
à	á	â	ã	ä	å
æ	ç	ð	ñ	ò	ó
ô	õ	ö	×	ü	ý
þ	þ	'	—		

Summary of Stitch and Embroidery Patterns  
 Sommaire des motifs de points et des motifs de broderie  
 Riepilogo dei punti e dei ricami  
 Сводка строчек и рисунков вышивания

Übersicht der Stich- und Stickmuster  
 Overzicht van steek- en borduurpatronen  
 Resumen de patrones de bordado y de puntada

AB

ABC	abc	0-9.	&?!	ÀÀà	ŃŃñ
A	B	C	D	E	F
G	H	I	J	K	L
M	N	O	P	Q	R
S	T	U	V	W	X
Y	Z	'	—		

ABC	abc	0-9.	&?!	ÀÀà	ŃŃñ
a	b	c	d	e	f
g	h	i	j	k	l
m	n	o	p	q	r
s	t	u	v	w	x
y	z	'	—		

ABC	abc	0-9.	&?!	ÀÀà	ŃŃñ
0	1	2	3	4	5
6	7	8	9	#	%
\$	€	¢	¥	°	+
×	÷	≡	≠	•	,
'	—				

ABC	abc	0-9.	&?!	ÀÀà	ŃŃñ
&	?	!	©	<	>
(	)	[	]	/	\
~	:	;	⊙	⊗	⊘
“	”	”	”	”	”
—					

ABC	abc	0-9.	&?!	ÀÀà	ŃŃñ
À	Ä	Å	Æ	à	á
â	ã	ä	å	æ	ç
ç	Ð	È	É	Ê	Ë
è	é	ê	ë	í	ÿ
î	ï	í	ÿ	ı	’
—					

ABC	abc	0-9.	&?!	ÀÀà	ŃŃñ
Ń	Ň	ñ	ô	ö	ø
ó	œ	ò	ó	ô	ö
o	ó	œ	ř	ŕ	Ů
ů	ù	ú	û	ü	z
Ɔ	Ɔ	Ɔ	’	—	

AB

ABВ	ЦШЩ	абв	цшщ	0-9.	
А	Б	В	Г	Д	Е
Ё	Ж	З	И	Й	К
Л	М	Н	О	П	Р
С	Т	У	Ф	Х	Ц
—					

ABВ	ЦШЩ	абв	цшщ	0-9.	
Ч	Ш	Щ	Ъ	Ы	Ь
Э	Ю	Я	Г	Е	І
Ї	Ў	ґ	ҕ	Ј	Јь
Ң	Ц	Ғ	Ҕ	Җ	—

ABВ	ЦШЩ	абв	цшщ	0-9.	
а	б	в	г	д	е
ё	ж	з	и	й	к
л	м	н	о	п	р
с	т	у	ф	х	ц
—					

ABВ	ЦШЩ	абв	цшщ	0-9.	
ч	ш	щ	ъ	ы	ь
э	ю	я	г	е	і
ї	ў	ґ	ҕ	ј	јь
Ң	ц	ғ	ғ	җ	—

ABВ	ЦШЩ	абв	цшщ	0-9.	
0	1	2	3	4	5
6	7	8	9	—	.
,	&	?	!	(	)
/	'	—			